

AP CLASSROOM

AP Student Guide to AP Classroom

Updated: August 1, 2019

Introduction

Welcome to AP Classroom!

This document is intended to guide you through how to use the features of AP Classroom effectively.

You need a College Board student account to log into My AP (myap.collegeboard.org) and access AP Classroom. You may already have an account, from registering for SAT tests, viewing AP and PSAT/NMSQT scores, participating in the College Board Opportunity Scholarships program, etc. It's important that you don't create multiple College Board accounts. If you're not sure whether you have a College Board account, they should contact AP Services for Students for verification before attempting to create a new account.

All AP Classroom screens are accessible by phone and tablet.

Table of Contents

Section 1: My AP	3
------------------	---

Section 2: AP Classroom Home Page	8
-----------------------------------	---

Section 3: Assessments	10
------------------------	----

Assignments Tab	10
-----------------	----

The Progress Tab	17
------------------	----

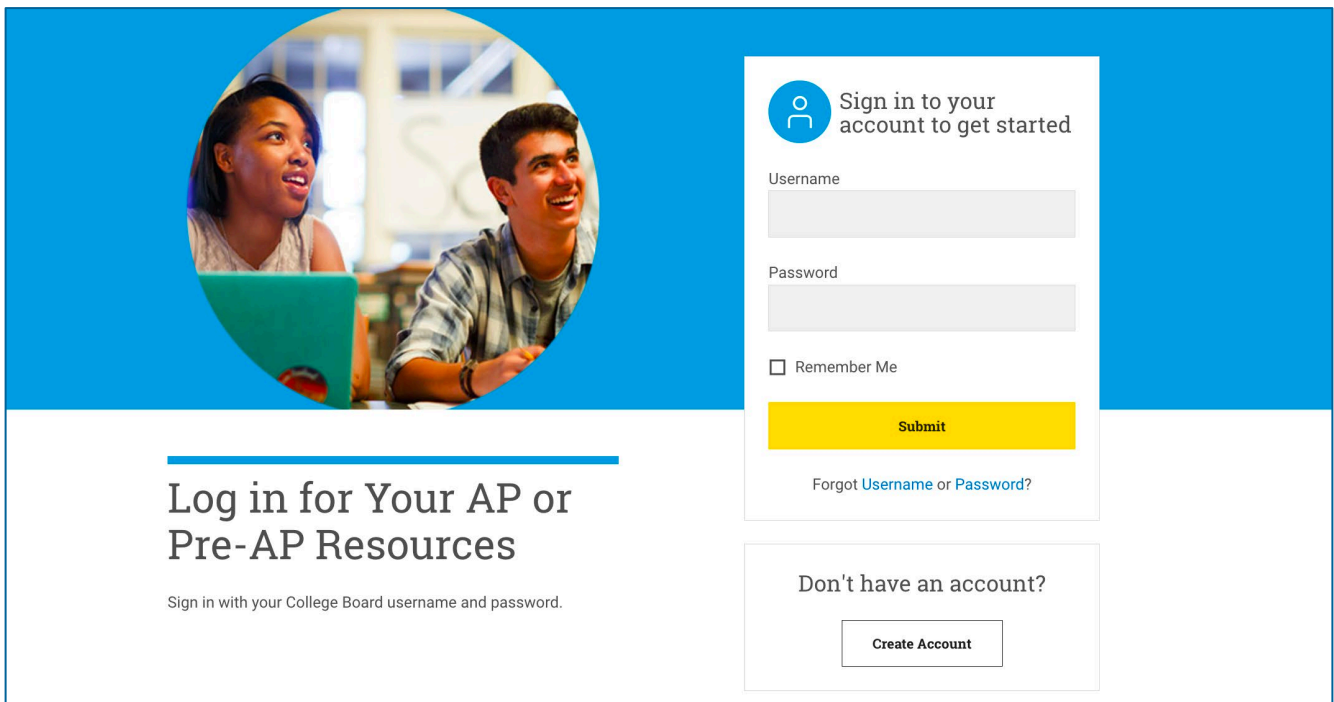
The Results Tab	19
-----------------	----

Section 4: Progress Dashboard	24
-------------------------------	----

Course Summary	24
----------------	----

Section 1: My AP

1. Go to <https://myap.collegeboard.org/>
2. **Enter your login information and click Sign In.** If you don't have an account, you can sign up. If you forgot your username or password, the links below the login area of the screen will help you



Log in for Your AP or Pre-AP Resources

Sign in with your College Board username and password.

Sign in to your account to get started

Username

Password

Remember Me

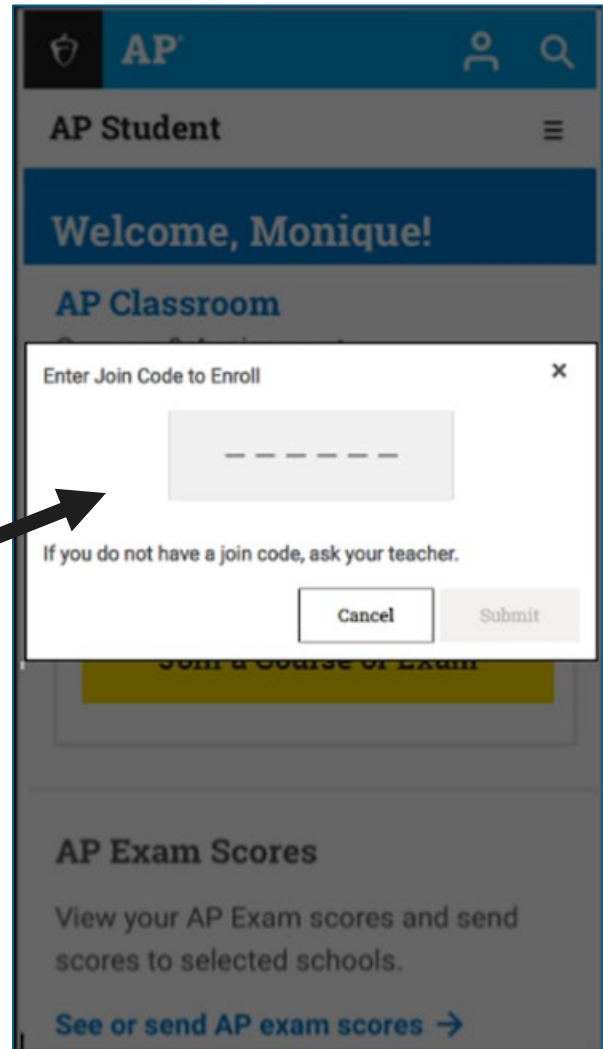
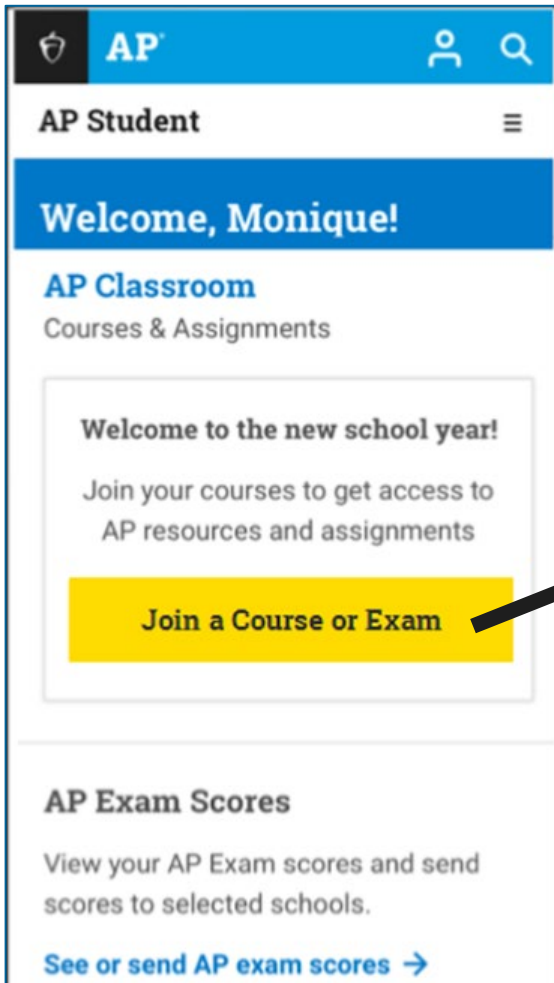
Submit

[Forgot Username or Password?](#)

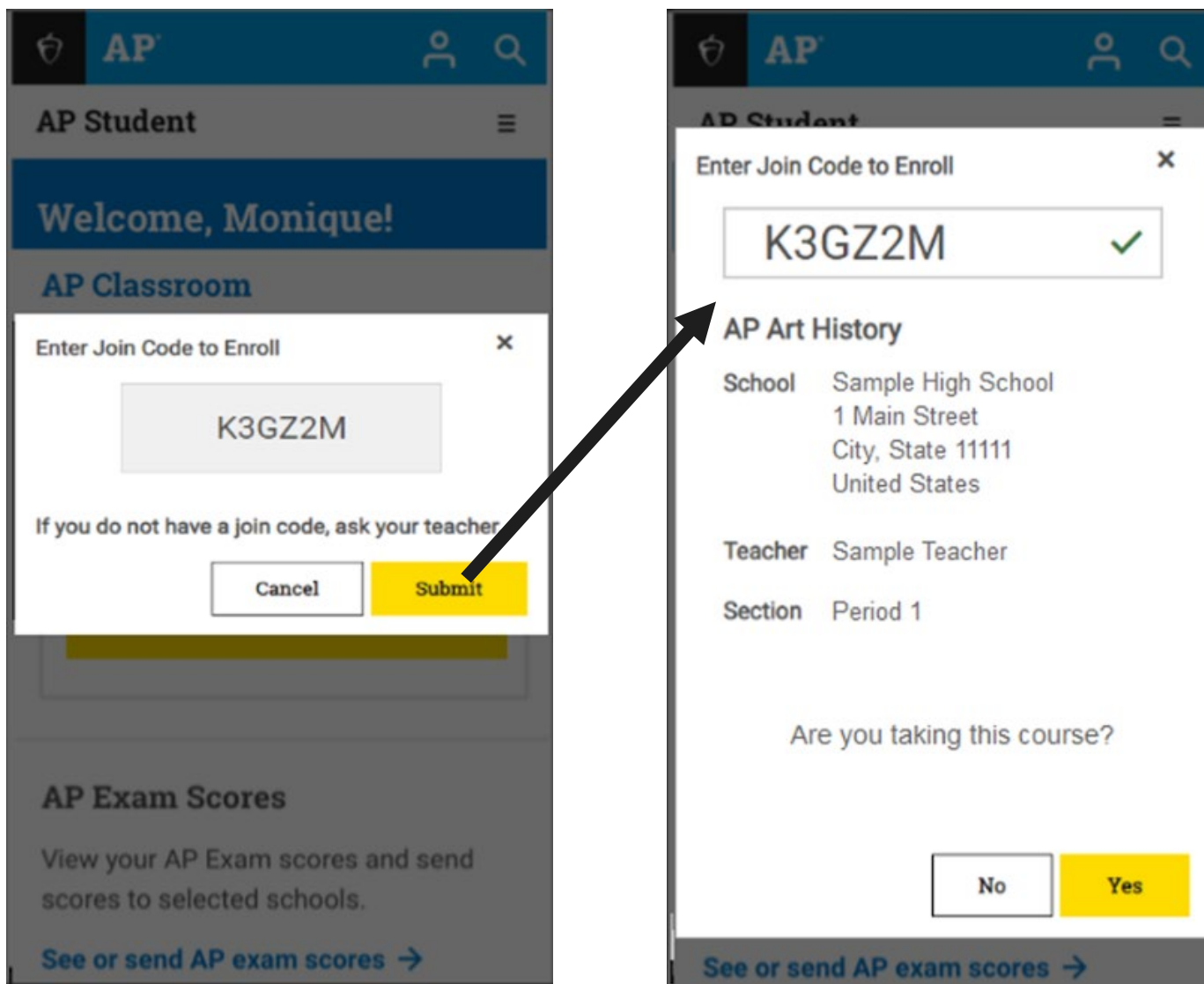
Don't have an account?

Create Account

3. Students will enroll themselves in your class by signing in using their existing College Board accounts. They will see a notification that they have not joined a class. They will select “Join a Course or Exam” and enter the join code provided by the teacher
4. You will be asked to enter the join code provided to you by your AP Teacher. If you do not know your join code, ask you teacher.



5. After you enter your join code, you will see a confirmation screen. Select “Yes” if the information delayed is correct. Select “No” if it is incorrect and inform your teacher.



- The next screen also displays high school information which you should review and select “Save” if correct.

Registration ✕

STUDENT INFORMATION

School You Attend *

Sample High School Q

Filter by School Zip (used for school search)
If multiple schools are listed after you enter your school name, use this field to find your school by zip code.

Enter zip code for school

Current Grade Level *

11th grade ▼

Before clicking "Save," confirm that all information entered on this page is accurate.

Save

AP 👤 🔍

AP Student ☰

Welcome, Monique! ✕

You've enrolled in
AP Art History!

Close

AP Exam Scores

View your AP Exam scores and send scores to selected schools.

[See or send AP exam scores →](#)

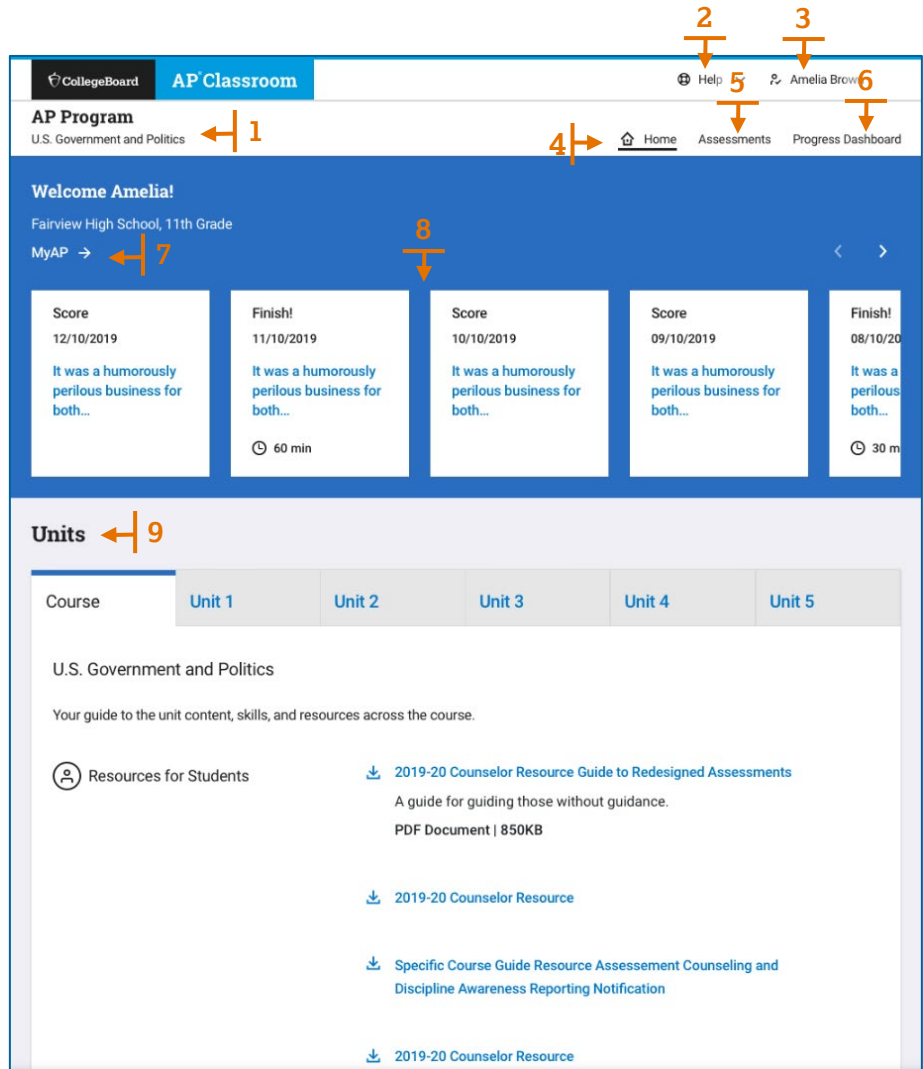
7. Once you have entered the Join Codes for your AP Classes, your “My AP” page will display your course information. You can continue to add courses by selecting the “Join a Course” link [1] below your list of courses. To go to the AP Classroom, select that link [2].

The screenshot shows the AP Central interface for a user named Monique. At the top, there's a navigation bar with 'AP Central', 'My AP', and various menu options like 'About AP', 'AP Courses & Exams', 'AP Scores', 'Professional Development', and 'AP Coordinators'. Below this is a welcome message: 'Welcome, Monique! Fairview High School, 11th Grade' with a link to 'My AP Profile'. The main section is titled 'Week at a glance' for 'Nov 4 - 10'. It lists 'AP World History' with 3 assignments due and 'AP United States History' with 1 assignment due and 1 overdue assignment. An 'Exam Registration Deadline' is noted for Nov 8. The 'AP Classroom' section shows 'AP World History' with 8 new results to view, 4 assignments to complete, and 2 assignments to score. A table lists assignments with their start and due dates. A yellow 'Register for Exam' button is present with a 'Deadline: Nov. 8, 2019'. At the bottom of the AP Classroom section, a 'Join a Course' button is highlighted with a red '1' and an arrow. Another red '2' and arrow point to the 'AP Classroom' link in the course header.

Section 2: AP Classroom Home Page

Your AP Classroom home page helps you manage your work on your AP class. Here are the major features of the home page :

- 1 If you are taking more than one course, you can change your course here.
- 2 Under Help, you can find resources to learn more about the AP Classroom and contact AP Classroom support
- 3 View information about your AP Classroom account.
- 4 The home button brings you back to this page.
- 5 Here is where you take and see results for your assessments.
- 6 The Progress Dashboard allows you to monitor progress throughout the year.
- 7 Returns to your “MyAP” page
- 8 Shows you the important “to-dos” for your AP course, including starting and finishing assignments and scoring assessments,
- 9 The you can view the Units of your course. The “Course” tab shows resources for the entire course your teacher may assign to you



Unit tabs

In the Units area of the home page you can see the topics covered for each unit.

The Practices and Skills are also displayed for those topics also appear. Select a colored box to see the definition of the practice.

At the bottom of the page are the Personal Progress Checks for the unit. When your teacher assigns them to you, you can select the name to take the progress check.

Units

Course | Unit 1 | Unit 2 | Unit 3 | Unit 4 | Unit 5

Foundations of American Democracy

AP Exam Weighting 15-20%

Topics	Practices & Skills
1 Ideals of Democracy	1.D
2 Types of Democracy	4.A
3 Government Power and Individual Rights	1.B
4 Challenges of the Articles of Confederation	4.B
5 Ratification of the U.S. Constitution	5.A
6 Principles of American Government	2.A
7 Relationship between the States and the Federal Government	1.A, 4.A, 2.B, 2.C, 2.E, 3.A, 3.C, 3.D, 3.E, 4.B, 4.C, 4.D, 5.B, 5.C
8 Constitutional Interpretations of Federalism	2.C
9 Federalism in Action	5.B

↓ Student Handout

1.D

Concept Application

Describe political principles, institutions, processes, policies, and behaviors illustrated in different scenarios in context.

Personal Progress Check

- MCQ Part A
- MCQ Part B
- FRQ

Section 3: Assessments

Assignments Tab

The Assignments tab summarizes the assessments you have been assigned.

Title	Shows the name of the assignment. This can be a progress check or other quiz.
Start	Start date and time of the assessment. If there is no start for the assessment, this column will display Now Open .
Due	Date and time the assessment will be closed. If there is no due date for the assessment, this column will display Now Open .
Duration	The amount of time you will have to complete the assessment.
Status	Opened means that the assessment is available to take. Locked means the assessment is not available to take until your teacher unlocks it.
Action	You can Begin an assessment if this button is active.

The screenshot shows the AP Classroom interface for the 'AP Program' (U.S. Government and Politics). The 'Assessments' tab is selected, showing a table of assignments. The table has columns for Title, Start, Due, Duration, Status, and Action. The 'Topic 1.1 Quiz' is highlighted with an orange border. The 'Begin' button for this quiz is active (blue). Other assessments include 'Unit 1 Progress Check: MCQ' and 'Unit 1 Progress Check: FRQ', both with active 'Begin' buttons. 'Unit 2 Progress Check: MCQ' has a 'Locked' status and a greyed-out 'Begin' button.

Title	Start	Due	Duration	Status	Action
Topic 1.1 Quiz	Open	–	40 min	Opened	Begin
Unit 1 Progress Check: MCQ	09/01 11:25	09/01 12:05	40 min	Opened	Begin
Unit 1 Progress Check: FRQ	09/02 11:25	09/02 12:05	40 min	Opened	Begin
Unit 2 Progress Check: MCQ	09/08 11:25	09/08 12:05	–	Locked	Begin

Taking an Assessment

Below is a screen from an online assessment.

- 1 You can page through the questions it by selecting the arrow buttons and the top and bottom.
- 2 You can go directly to any question in the progress check by selecting a question number, which are displayed at the top of the window. The question you are viewing will be shown with a double-circle around the question number.
- 3 If it is a timed assessment, the timer will appear here. You will be warned when you have 5 minutes remaining. Even if the time runs out, you still may complete the assessment. The total time taken will still be recorded in the AP Classroom.
- 4 Use the bookmark icon to mark a question so it's easier to return to later.
- 5 Select to expand the question to full screen.
- 6 Will the annotation tool, you can mark text on the question and write notes. See details below this table
- 7 The help icon shows you a guide to all available features for this assessment.
- 8 The settings icon allows you to change the color contrast and font size of the question to increase its legibility.
- 9 To respond to a multiple-choice question, select its letter choice
- 10 When you have answered every question, the "Submit" button will turn blue. Select it to submit your assessment to AP Classroom.

The screenshot shows the AP Classroom assessment interface. At the top, the CollegeBoard logo and 'AP Classroom' are visible. The user's name 'Hu Hyon-Suk' and a timer showing '39:56' are in the top right. The main heading is 'Unit 1 Progress Check: MCQ'. Below this is a progress bar with question numbers 1 through 13, with question 1 circled. A navigation bar shows '< 1 of 20 >'. The current question is 'Question 1' with a bookmark icon, a double arrow icon, and a '4' next to it. There are also 'Expand' and 'Annotation' icons. The question text is: 'Which event contributed the most to Tiberius' eventual execution by his own guard?'. Below the text is a Roman relief depicting the interior of a shop. The multiple-choice options are:

- A He lost political power to his advisor, Sejanus.
- B His increased paranoia resulted in multiple executions.
- C He refused to leave the island of Capri.
- D He lacked interest in the pomp of being an emperor.

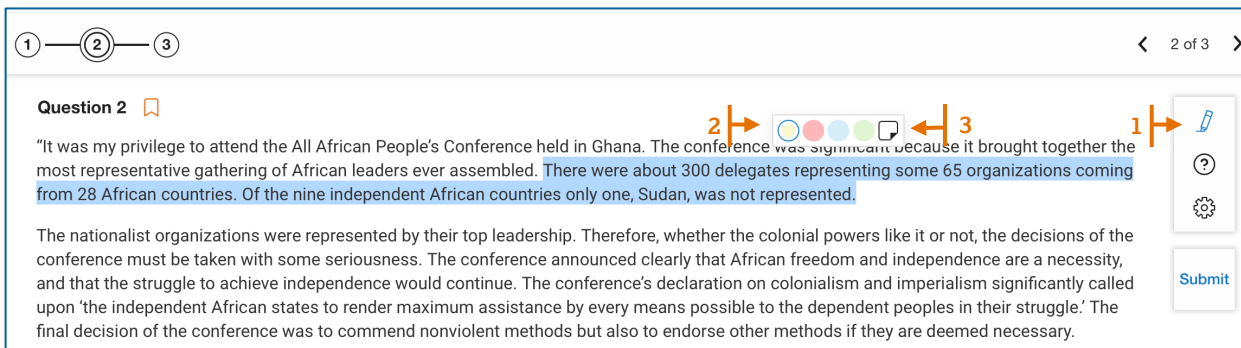
 Below the options is another question: 'Why did Constantine initially convert to Christianity around 312 C.E?'. The options are:

- A Because he prayed to the pagan gods and they didn't send help.
- B Because he read the Bible for the first time.

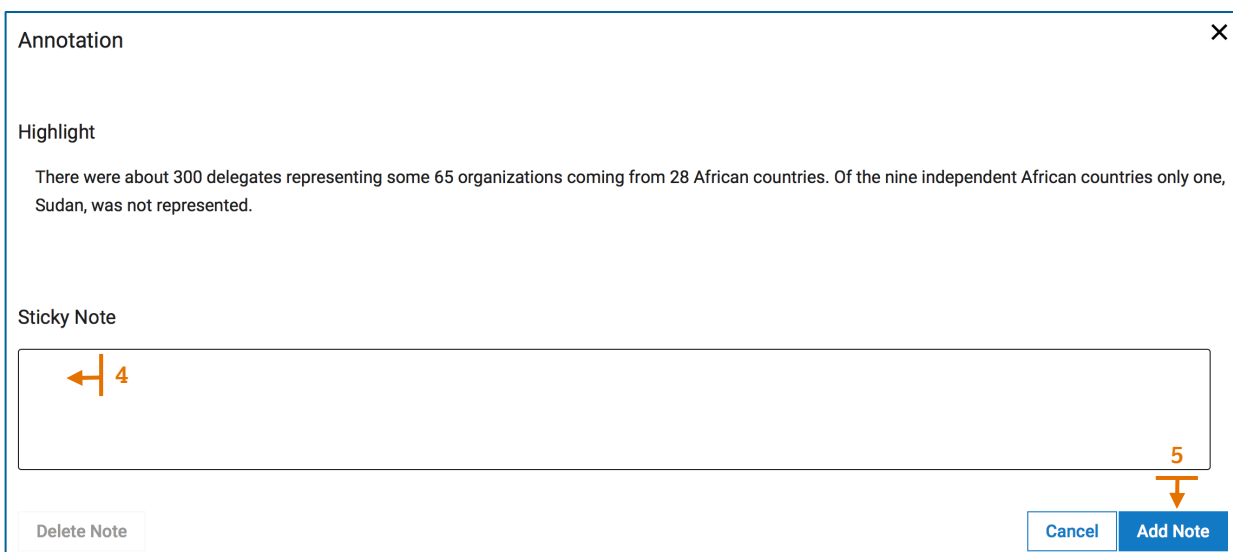
 On the right side, there are icons for annotation (pencil), help (question mark), and settings (gear). At the bottom right is a blue 'Submit' button. A magnifying glass icon is at the bottom right corner of the question area.

Adding an Annotation

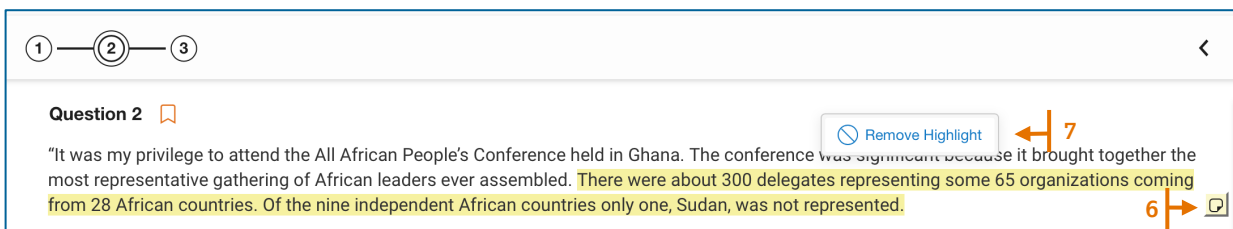
To add highlighting or notes, select the Annotation tool [1] and use your cursor to highlight text. Then, select one of the four colors to add highlighting (yellow is the default) [2]. To add a sticky note to the highlighted text, select the sticky note icon [3].



Clicking that icon will show a popup window where you can write notes for yourself [4].



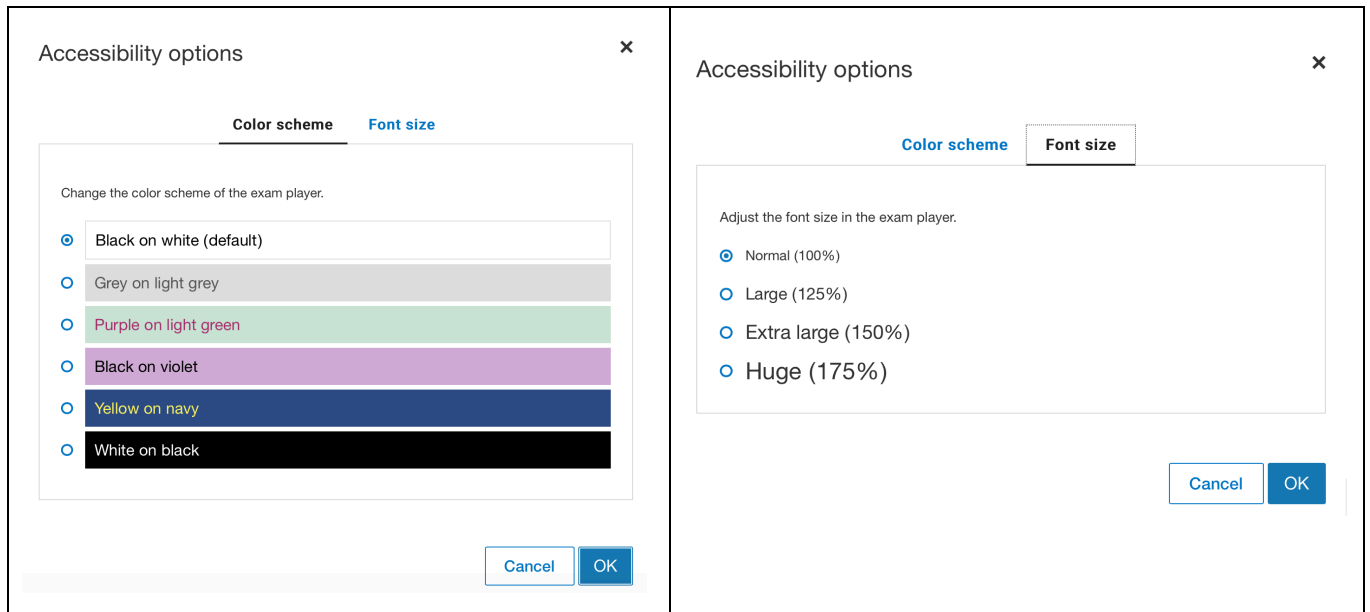
After you click 'Add Note' [5], the sticky note will appear next to the text [6]. To remove highlighting, select the highlighted text and click 'Remove Highlight' [7].



To remove the Sticky note, open it by clicking in. You can either edit what you're written or select "Delete Note".

Accessibility Options

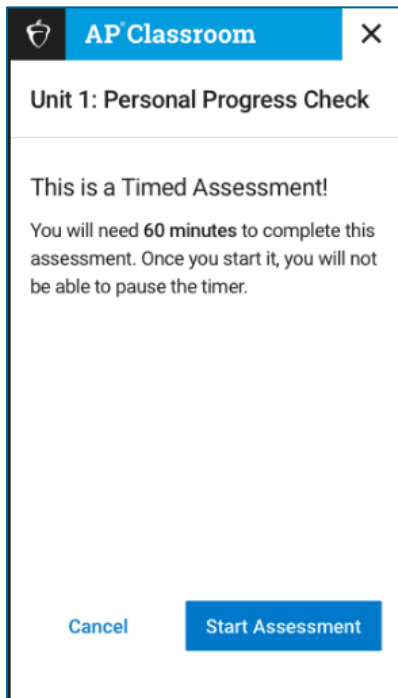
When taking an assessment on AP Classroom, selecting the “Settings” icon in the upper left will enable you to change the color scheme and font size of the assessment screen.



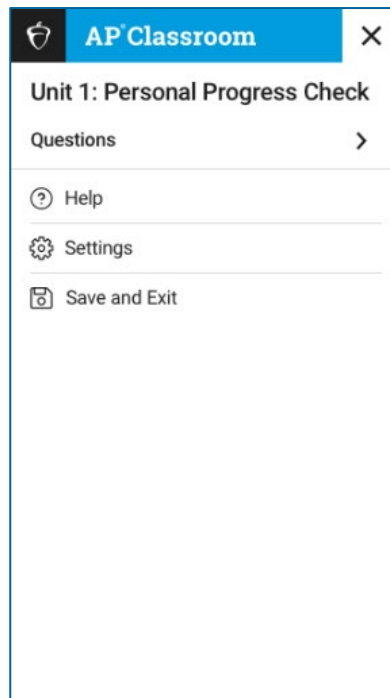
Other Features of AP Classroom Assessments

Assessments assigned through AP Classroom can be taken on a computer, tablet or phone. Here are some important features of the online assessment application.

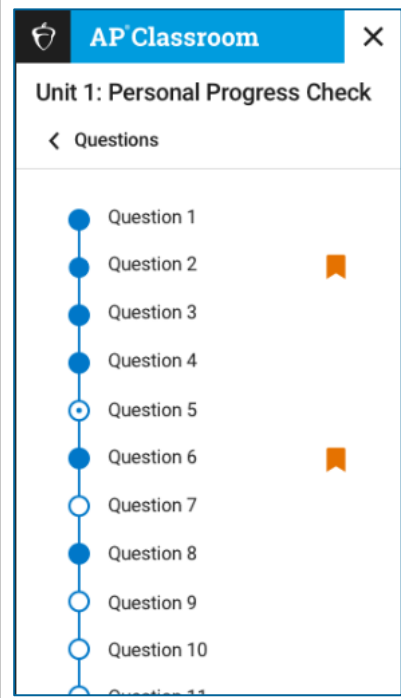
Taking an assessment online (below are mobile screens)



Timed assessment notification.



Select "Questions" to begin.



List of questions in assessment. Icons show questions you've bookmarked.

< 23 of 50 > 38:32

Question 23

The cost for a large pizza at Dominick's Pizza is \$8.00 plus \$0.75 for each topping. $D(t)$ gives the cost for a large pizza at Dominick's with t toppings.

The cost for a large pizza at Sophia's Pizza is \$11.00 plus \$0.50 for each topping. $S(t)$ gives the cost for a large pizza at Sophia's with t toppings.

Which of the following correctly defines D and S ?

A $D(t)=8.00t+0.75$
 $S(t)=11.00t+0.50$

B $D(t)=8.00+0.75t$
 $S(t)=11.00+0.50t$

On a multiple-choice question, select a letter to enter response and select the Submit button.

Pizza is \$11.00 plus \$0.50 for each topping. $S(t)$ gives the cost for a large pizza at Sophia's with t toppings.

Which of the following correctly defines D and S ?

A $D(t)=8.00t+0.75$
 $S(t)=11.00t+0.50$

B $D(t)=8.00+0.75t$
 $S(t)=11.00+0.50t$

C $D(t)=(8.00+0.75)t$
 $S(t)=(11.00+0.50)t$

D $D(t)=8.00+11.00t$
 $S(t)=0.75t+0.50t$

The Submit button is shown here, along with other options. "Save and Exit" allows you to resume later.

Save and Exit

51:50

You haven't submitted your timed assessment.

If you leave this page, the timer will continue to run and your response will not be submitted.

Are you sure you want to leave this page?

When you "Save and Exit" a timed assessment, you see this warning.

< 26 of 50 > 19:31

Question 26 **My Response**

"I have heard of the oppressions that have been inflicted upon our Jewish brethren in the German lands—of the tyrannical laws, the compulsory baptisms and banishments, which are of daily occurrence. The clergy and the monks, false priests that they are, rally up against our unfortunate Jewish brethren. But, brothers and teachers, friends and acquaintances! I, Isaac Zarfati, am a Jew born in Germany, where I studied the Bible at the feet of my esteemed teachers. I proclaim to you that the Ottoman Empire is a land where nothing is lacking, and where, if you were to come here, all shall be with you. Here every man may dwell in peace in his house on his own land,

Free response questions will show the question and a space for entering your response

Question 26 **My Response**

... it was inserted there by my particular friend Queequeg, whose duty it was, as harpooneer, to descend upon the monster's back for the special purpose referred to. But in very many cases, circumstances require that the harpooneer shall remain on the whale till the whole tensing or stripping operation is concluded. The whale, be it observed, lie

A keyboard will appear on screen for entering your response.

Time is up!

00:00

You can submit your assessment now or continue working for as long as your teacher leaves the assessment unlocked.

When the time for a timed assessment is over, you see this message.

Special Question Types

Question 8 My Response

Sie nehmen an einem Gespräch teil. Jedes Mal, wenn Sie sprechen, haben Sie 20 Sekunden Zeit, Ihre Antwort aufzunehmen. Sie sollten Ihre Antworten so angemessen und vollständig wie möglich gestalten.

Prompt 1

0:06 / 0:18

Record

Playback

Prompt 2

+

Question 8 My Response

Nam dapibus nisl vitae elit fringilla rutrum. Aenean sollicitudin, erat a elementum rutrum, neque sem pretium metus, quis mollis nisl nunc et massa. Vestibulum sed metus in lorem tristique ullamcorper id vitae erat. Nulla mollis...

"AP Classroom" Would Like to Access your Microphone

AP Classroom needs to access your microphone so that you can record your answers.

Don't Allow OK

+

Question 48 My Response

Nam dapibus nisl vitae elit fringilla rutrum. Aenean sollicitudin, erat a elementum rutrum, neque sem pretium metus, quis mollis nisl nunc et massa.

"AP Classroom" Would Like to Access your Camera Roll

AP Classroom needs to access your camera roll so that you can upload your files.

Don't Allow OK

0 / 12 File Limit

+

For Music Theory and World Language courses, you can record responses.

You'll be asked to allow the use of the microphone.

If you use your phone to take pictures of written or drawn work, you can upload it.

Question 48 My Response

Nam dapibus nisl vitae elit fringilla rutrum. Aenean sollicitudin, erat a elementum rutrum, neque sem pretium metus, quis mollis nisl nunc et massa.

Upload files

(PDF, JPG, PNG, file formats supported)

0 / 12 File Limit

+

You can also add other files as part of your question.

The Progress Tab

The Assignments tab summarizes the assessments you have been assigned.

Title	Shows the name of the assignment. This can be a progress check or other quiz.
Start	Start date and time of the assessment. If there is no due date for the assessment, this column will display Now Open .
Due	Date and time the assessment will be closed. If there is no due date for the assessment, this column will display Now Open .
Duration	The amount of time you had to complete the assessment.
Status	<p>Not started means you have not begun the assessment.</p> <p>Complete means you have completed the assessment.</p> <p>In Progress means you have started the assessment and saved your progress. <i>You can go to the Assignments tab to resume the assessment if it is unlocked.</i></p> <p>Awaiting scoring means you have completed the assessment and are waiting for it to be scored.</p>
Action	You can Review an assessment if this button is active.

The screenshot shows the AP Classroom interface for a U.S. Government and Politics course. The 'Assessments' section is active, and the 'Assignments' tab is selected. A table lists the assessment details:

Title	Start Date	Due	Duration	Status	Action
Unit 1 Progress Check: FRQ	8/3/2019 11:25 AM	8/10/2019 11:25 AM	60 min	Awaiting Scoring	Review

The 'Review' button is highlighted with an orange border in the original image.

Reviewing an Assessment

When you review an assessment, the question appears in window on the screen.

- 1 Select “Close Review” to return to the Progress tab
- 2 This area allows you to navigate between the questions in the assessment. The circle with a double circle indicates the question you viewing (in this example, question 1)
- 3 You can also move between questions using these arrows.
- 4 Selecting the question mark will show you a key to the icons that appear in this area
- 5 The settings icon allows you to change the color scheme and font size of the question to make it easier to read.
- 6 The answer you selected is shown in a green box
- 7 The magnifying glass allows you to zoom in on the screen.

The screenshot shows a digital assessment interface. At the top left, a red 'Close Review' button is labeled '1'. Below it is a progress bar with nine numbered circles; the first circle is highlighted with a double circle and labeled '2'. To the right of the progress bar are navigation arrows labeled '3'. Below the progress bar, the question title 'Ottoman Conquest of Constantinople' is shown, with a question mark icon labeled '4'. The main text of the question is displayed, with a settings icon (gear) labeled '5' to its right. Below the text is a multiple-choice question with four options: A, B, C, and D. Option B is highlighted with a green background and labeled '6'. At the bottom right, there is a magnifying glass icon labeled '7'.

The Results Tab

In the Results tab, you can check the status of assessments you have completed. The table shows summary information for each assessment. In the Performance column, you will see your score if scoring has been completed. The performance bar uses color to represent performance levels:

No results
0 to 24.99%
25 to 49.99%
50 to 74.99%
75 to 100%

The screenshot shows the AP Classroom interface for the AP Program in U.S. Government and Politics. The user is Amelia Brown. The interface is in the Results tab, showing a table of assessments. The first assessment, 'Unit 1 Progress Check: MCQ', has a score of 17/27 points, represented by a performance bar that is 63% green. The second assessment, 'Unit 1 Progress Check: FRQ', is 'Awaiting Scoring'.

Title	Start Date	Due	Duration	Performance
Unit 1 Progress Check: MCQ	9/1/2019 11:25 AM	9/1/2019 12:05 PM	40 min	17/27 Points
Unit 1 Progress Check: FRQ	9/2/2019 11:25 AM	9/2/2019 12:25 PM	—	Awaiting Scoring

For more details on your results, select the assessment title.

Topics and Skills Tab

Topic	Skill	Your Score
1.1: Ideals of Democracy	1.D: Describe political principles, institutions, processes, policies and behaviors illustrated in different scenarios	2/3 Points
1.2: Types of Democracy	4.A: Describe political principles, institutions, processes, policies and behaviors illustrated in different scenarios	0/3 Points
1.3: Governmental Powers and Individual Rights	1.B: Describe political principles, institutions, processes, policies and behaviors illustrated in different scenarios	3/3 Points
1.4: Challenges of the Articles of Confederation	4.B: Describe political principles, institutions, processes, policies and behaviors illustrated in different scenarios	1/3 Points

The details of your assessment can be viewed in two ways: by **Topics and Skills** and **Questions**. You first see the Topics and Skills tab.

Your total for the assessment appears above the table.

The table shows all the topics and skills covered in the assessment and your score on the questions that covered those topics and skills. You can sort these three columns by selecting the sorting controls.

Selecting a color square shows your results on the questions related to the topic and skill.

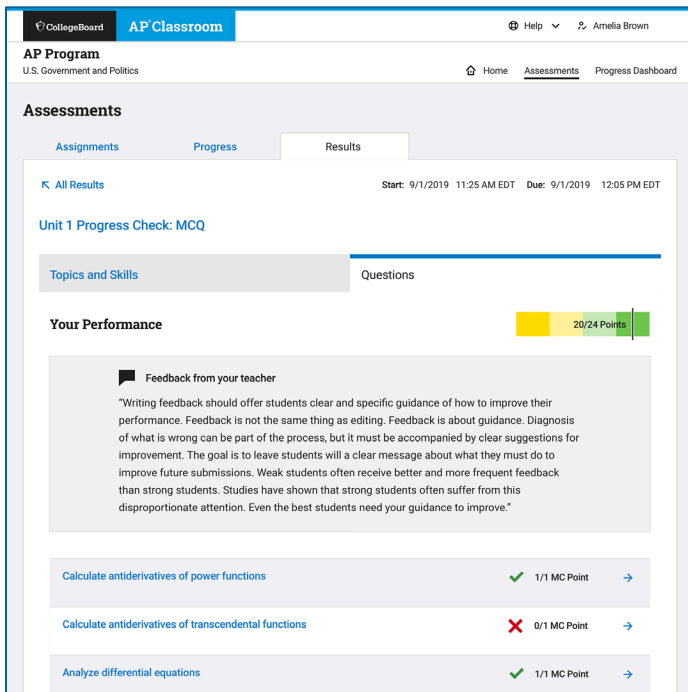
Question 1	✓	✕
Question 2	✓	
Question 3	✕	

Questions Tab

The questions tab also displays a summary of your performance on the assessment and also list the questions in the assessment and your score on each.

If your teacher provided feedback to you on your assessment, it will appear above the table.

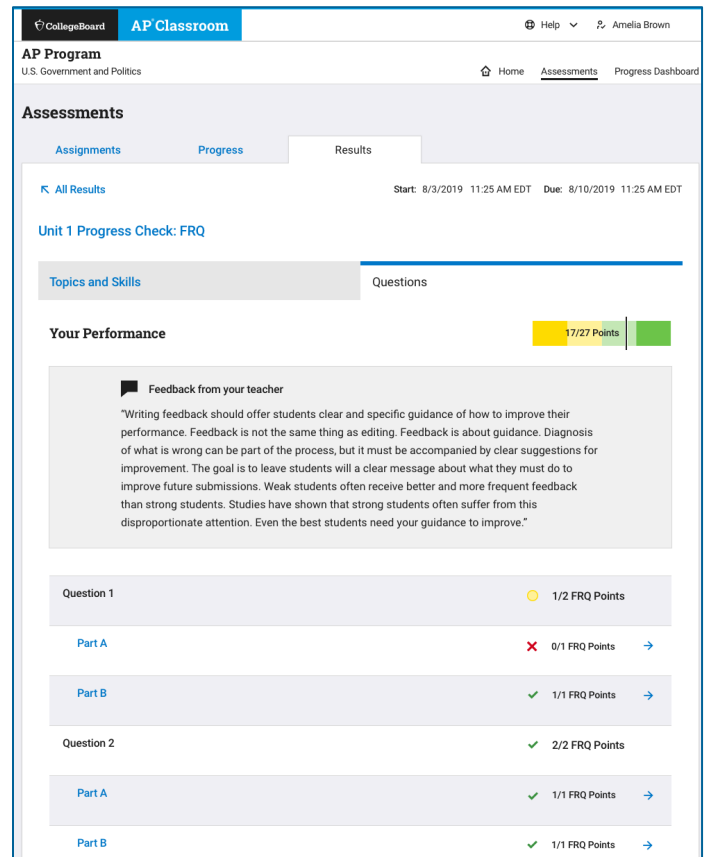
Multiple-Choice Assessment



The screenshot shows the AP Classroom interface for a Multiple-Choice (MCQ) assessment. The top navigation bar includes 'CollegeBoard', 'AP Classroom', 'Help', and the user's name 'Amelia Brown'. The main header identifies the 'AP Program' as 'U.S. Government and Politics' and provides navigation links for 'Home', 'Assessments', and 'Progress Dashboard'. The 'Assessments' section is active, with tabs for 'Assignments', 'Progress', and 'Results'. The assessment is titled 'Unit 1 Progress Check: MCQ' and shows a start time of 9/1/2019 11:25 AM EDT and a due time of 9/1/2019 12:05 PM EDT. A progress bar indicates '20/24 Points' completed. A 'Feedback from your teacher' section contains a paragraph of text. Below this, a table lists three questions with their scores:

Question	Score
Calculate antiderivatives of power functions	1/1 MC Point
Calculate antiderivatives of transcendental functions	0/1 MC Point
Analyze differential equations	1/1 MC Point

Free Response Question Assessment



The screenshot shows the AP Classroom interface for a Free Response Question (FRQ) assessment. The top navigation bar includes 'CollegeBoard', 'AP Classroom', 'Help', and the user's name 'Amelia Brown'. The main header identifies the 'AP Program' as 'U.S. Government and Politics' and provides navigation links for 'Home', 'Assessments', and 'Progress Dashboard'. The 'Assessments' section is active, with tabs for 'Assignments', 'Progress', and 'Results'. The assessment is titled 'Unit 1 Progress Check: FRQ' and shows a start time of 8/3/2019 11:25 AM EDT and a due time of 8/10/2019 11:25 AM EDT. A progress bar indicates '17/27 Points' completed. A 'Feedback from your teacher' section contains a paragraph of text. Below this, a table lists two questions with their scores and parts:

Question	Score
Question 1	1/2 FRQ Points
Part A	0/1 FRQ Points
Part B	1/1 FRQ Points
Question 2	2/2 FRQ Points
Part A	1/1 FRQ Points
Part B	1/1 FRQ Points

To see details about the question, select its name.

Multiple Choice Question Detail

The question detail for a multiple-choice assessment shows the correct answer and additional feedback for your response, both correct and incorrect. The detail screen also shows you the topic and skills covered by the question and other questions in the assessment that covers those same topics and skills.

Incorrect Response

Correct Response

The screenshot shows the AP Classroom interface for a U.S. Government and Politics assessment. The user is viewing the results for a question titled "Question 2 — SuperPAC Scenario". The question asks: "Which of the following is the best example of the value of limited government?" The options are:

- A Interest groups lobbying the government to influence legislation on a particular issue.
- A The coverage of a confirmation hearing for a potential Supreme Court justice.
- B The media covering a confirmation hearing for a potential Supreme Court justice.
- C Citizens voting to elect a new member of the United States Congress.
- D The United States Constitution delegating specific powers to Congress.

The user selected option C, which is marked as incorrect with a red X and "0/1 MC Point". The correct answer is D, marked with a green checkmark. The interface also shows "Your Performance" as 11/13 Points and a progress bar. The "Answer C" section provides feedback: "Incorrect. Citizens voting to elect a new member of the United States Congress is not an example of limited government. The United States Constitution's delegation of specific powers to Congress is the best example of the core value of limited government."

The screenshot shows the AP Classroom interface for a U.S. Government and Politics assessment. The user is viewing the results for a question titled "Question 2 — SuperPAC Scenario". The question asks: "Which of the following is the best example of the value of limited government?" The options are:

- A Interest groups lobbying the government to influence legislation on a particular issue.
- B The media covering a confirmation hearing for a potential Supreme Court justice.
- C Citizens voting to elect a new member of the United States Congress.
- D The United States Constitution delegating specific powers to Congress.

The user selected option D, which is marked as correct with a green checkmark and "1/1 MC Point". The interface also shows "Your Performance" as 20/24 Points and a progress bar. The "Answer D" section provides feedback: "Correct. The United States Constitution's delegation of specific powers to Congress is sometimes viewed as an attempt to limit Congress to those general powers."

Free Response Question Detail

The question detail for a free-response assessment shows the correct answer and additional feedback for your response. The detail screen also shows you the topic and skills covered by the question and other questions in the assessment that covers those same topics and skills.

CollegeBoard AP Classroom Help Amelia Brown

AP Program
U.S. Government and Politics Home Assessments Progress Dashboard

Assessments

Assignments Progress **Results**

All Results Start: 8/3/2019 11:25 AM EDT Due: 8/10/2019 11:25 AM EDT

Unit 1 Progress Check: FRQ

Topics and Skills Questions

Your Performance 17/27 Points

Question 1: Part A - Outside Groups FRQ 1 0/1 FRQ Points

The Constitution was an attempt to address problems of decentralization that were experienced under the Articles of Confederation.

(a) List three problems of decentralized power that existed under the Articles of Confederation. For each problem you listed, identify one solution that the Constitution provided to address the problem.

(b) Some have argued that the tensions between decentralized and centralized power continue to exist. Support this argument by explaining how one of the following illustrates the continuing tension.

Related Content & Skills

Topic
1.2

Skill
2.8

Related Questions on this Quiz

Question 1
Question 3

0 1 2 3
YOUR SCORE

The student response provided three problems clearly linked to a solution

Possible examples of A:

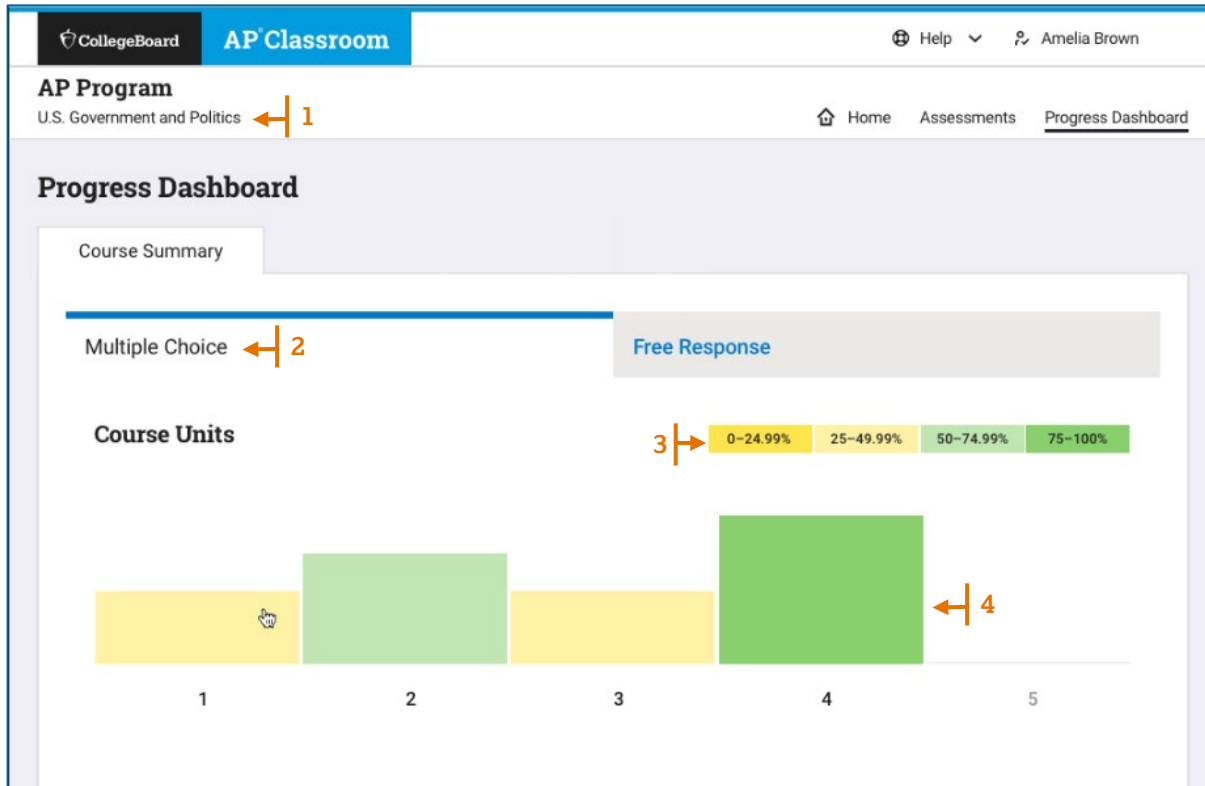
- Amendment process
- Creation of a dominant national legislature
- Creation of an executive
- Interstate commerce
- National court system
- Power to coin money
- Power to raise a military force
- Power to tax/raise revenue
- Settle disputes between states
- Supermajority
- "Supremacy Clause"
- Treaties
- Reference to other enumerated powers of Article 1, Section 8

Section 4: Progress Dashboard

The Progress Dashboard allows you to track your progress throughout the school year.

Course Summary

Multiple Choice



- 1 If you are taking more than one course, you can change your course here.
- 2 The page opens to the Course Summary tab for Multiple Choice questions. You can also select to view Free-Response questions.
- 3 This bar shows the shows the performances percentages by color as shown in the main chart below.
- 4 These colored boxes represent your cumulative averages for all multiple-choice questions per course unit.

When you select a colored box for a unit, you see details of the assessments that made up the unit total.

The screenshot displays the AP Classroom interface for the AP Program in U.S. Government and Politics. The 'Progress Dashboard' section features a 'Course Summary' tab and a 'Course Units' bar chart. The bar chart shows four units with varying performance levels. The first unit is highlighted in yellow, indicating a score between 0% and 24.99%. An orange arrow points to this unit. A modal window titled 'Unit 1 Progress Check' is open, showing a table of assessments:

Assignment	Date	Results
MCQ Part A	SEP 1	17/27 Points
MCQ Part B	SEP 19	19/24 Points

